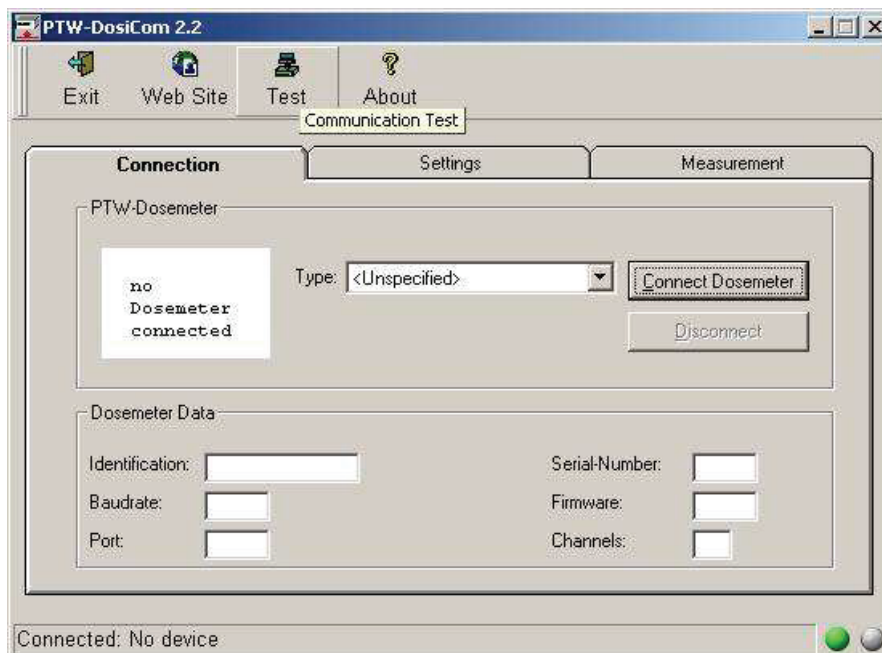


# How can I check the communication between PC and TBA

PTW provides a powerful tool to check technical communication between TBA and PC.

The tool „DosiCom“ is included in MEPHYSTO. Alternatively you can download the latest version from the internet: <http://www.ptw.de/software.html>

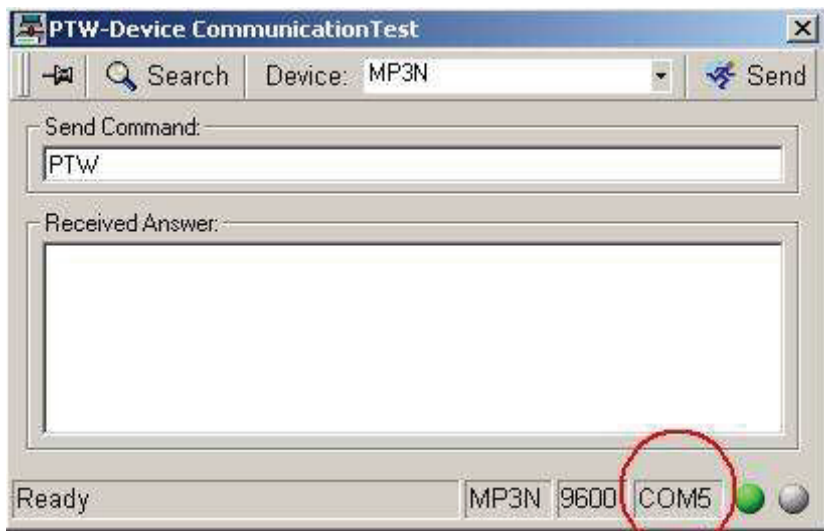
Please assemble your equipment as usual and connect your measurement PC. The MP3 Control Unit must be switched on, serial cable must be connected. Start DosiCom, accept the disclaimer and click on „test“:



Now click on „Search“

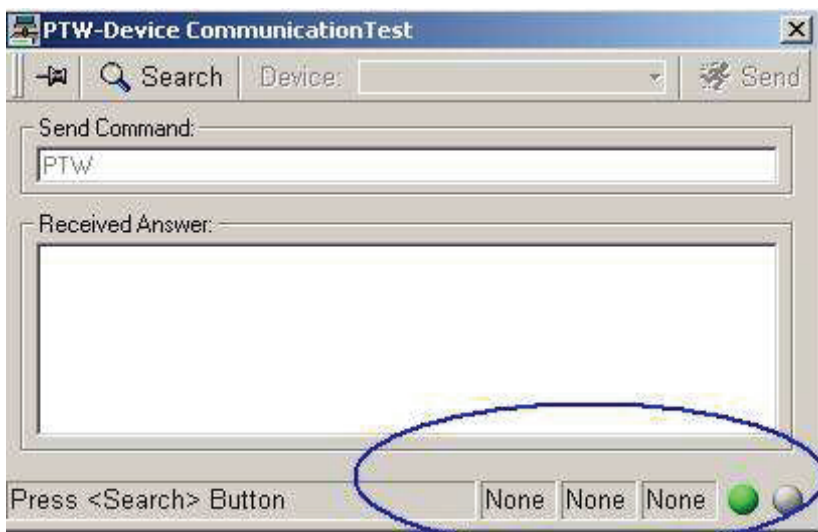


Check the result left of the green traffic light:



MP3N is the MP3 control Unit, Tan means TANDEM. Both indicate correct technical connection. If you have a result similar to this, the technical communication is correct (no hardware problem). Make sure you have the same serial com port indicated in DosiCom than configured in MEPHYSTO.

If you get a screen with the result "None" (see below), there is no working connection:



Potential reasons are:

- Cable wrong or defective or plug not switched completely. You can check the serial cable - it must be 1 by 1 connected. Null-Modem cables (crossover) do not work.
- Serial port is already opened by other software. Make sure all software using serial ports are closed. Try to connect to another PC using DosiCom. If this works, you have the problem with your measurement PC only.
- If it does not work with any PC and you are sure the cable is correct, please use a short serial cable (max. 3m). If this works there is a problem with the length of your serial cable. You can check each step just pressing on „Search“ in DosiCom

---

PTW-Freiburg  
Lörracher Straße 7 • 79115 Freiburg • Germany  
Phone +49 761 49055-0 • Fax +49 761 49055-70  
info@ptw.de • www.ptw.de